



planika

# PREMIUM FIREPLACES

---

DESIGN  
BEV TECHNOLOGY  
ECOLOGY



# INDEX

---

## INTRODUCTION

**02** OUR STORY

**04** CUSTOM FIREPLACES

## INDOOR COLLECTION

**05** AUTOMATIC BEV® FIREPLACES

**36** WATER VAPOUR & ELECTRIC FIREPLACES

## OUTDOOR COLLECTION


**46** AUTOMATIC BEV® FIREPLACES

**54** GAS FIREPLACES

**74** COMMERCE® FIREPLACES







A person is sitting on a wooden bench next to a modern, cylindrical fireplace. The fireplace has a glass front and a dark base. A bright, orange and yellow bioethanol fire is burning inside the glass enclosure. The background shows a white brick wall and some green foliage.

# ourstory

---

Over 20 years ago, a simple bonfire beneath the iconic Ayers Rock in Australia ignited a vision. Inspired by the captivating flames and ancient Aboriginal tales, Alfred Weilandt and Jerry Dąbrowski set out to create a way to bring fire into contemporary interiors—without the soot, ash, or need for a chimney. This idea led to the development of automatic bioethanol fireplaces, combining advanced technology, safety, and the timeless appeal of natural flames. Powered by our patented BEV® Technology, these fireplaces burn cleanly and efficiently, offering a modern, environmentally friendly solution for creating a warm, inviting atmosphere.

As our expertise grew, so did our portfolio. To complement our bioethanol fireplaces, we introduced additional technologies: gas fireplaces for easy installation and reliable performance, water vapour fireplaces for a lifelike, emission-free flame effect using only water and light, and electric fireplaces with customizable LED flames. While bioethanol remains the heart of what we do, these innovations allow us to meet diverse needs and enhance the possibilities of fire design in any space.

At the core of Planika's success is a dedication to quality, sustainability, and family values. A few years ago, Jarosław Dąbrowski's daughter, Patrycja Gierak, joined our team, bringing fresh energy to the legacy of craftsmanship and trust. Our team operates without hierarchy, ensuring creativity and passion guide every product we create.

With a presence in over 100 countries and a focus on ecological responsibility, Planika continues to lead the way in advanced fire technologies—delivering solutions that combine innovation, design, and respect for the environment.

*~This made it possible to give you truly unique solutions in fire design.*

Planika


# CUSTOM FIREPLACES

## SKY IS THE LIMIT

Choose from our range of chimney-free fireplaces and tailor the solution to fit your project. Customize the color, finish, shape, length, and flame type. It's your project, your rules—we provide the solutions.

## COLOUR AND FINISH OF A BURNER

Choose any RAL colour and one of three finishes - Matte, Silk or Gloss.



MATTE



SILK



GLOSSY

## TECHNOLOGY

Choose the perfect technology for your project. BEV bio fireplaces offer a clean, eco-friendly flame, water vapor fireplaces create a realistic fire effect without heat, and LED technology gives full control over the fire's appearance.

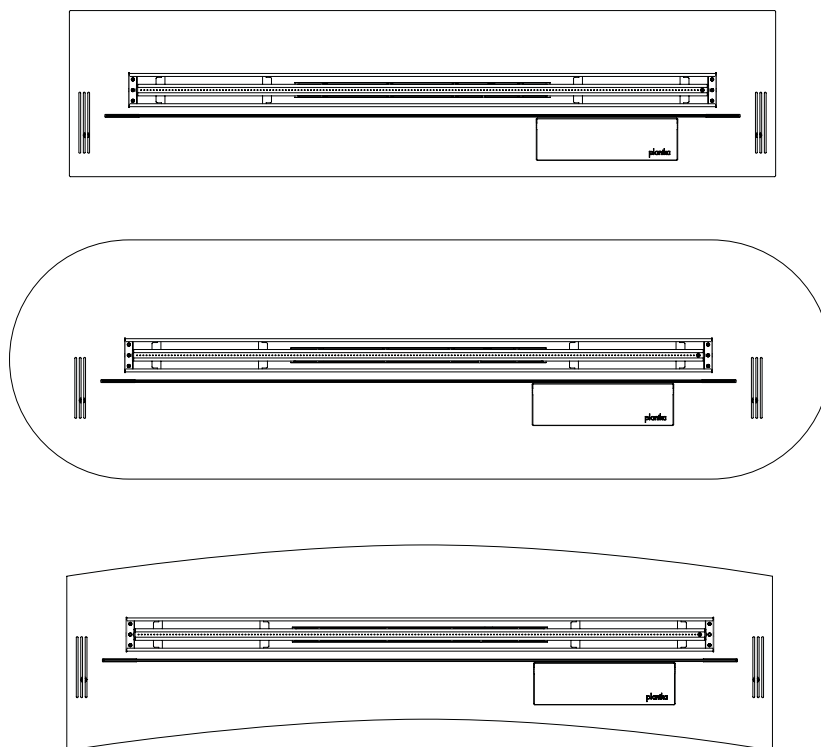




# CUSTOM FIREPLACES

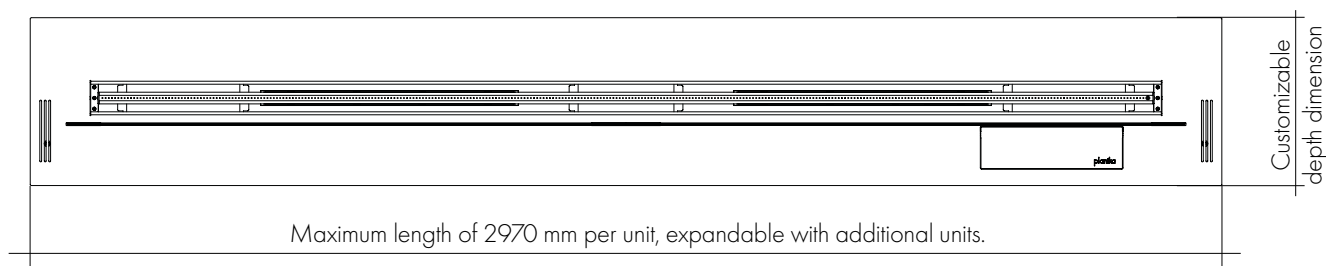
## SHAPE OF A BURNER

Personalize the shape to harmonize with the interior. Every detail is in your hands, allowing everything to align with your aesthetics and project needs.



## DIMENSIONS OF A BURNER

Tailor the length of the burner to perfectly fit your space. Whether you need a compact or extended size, we offer flexibility in dimensions to match the scale of your project.



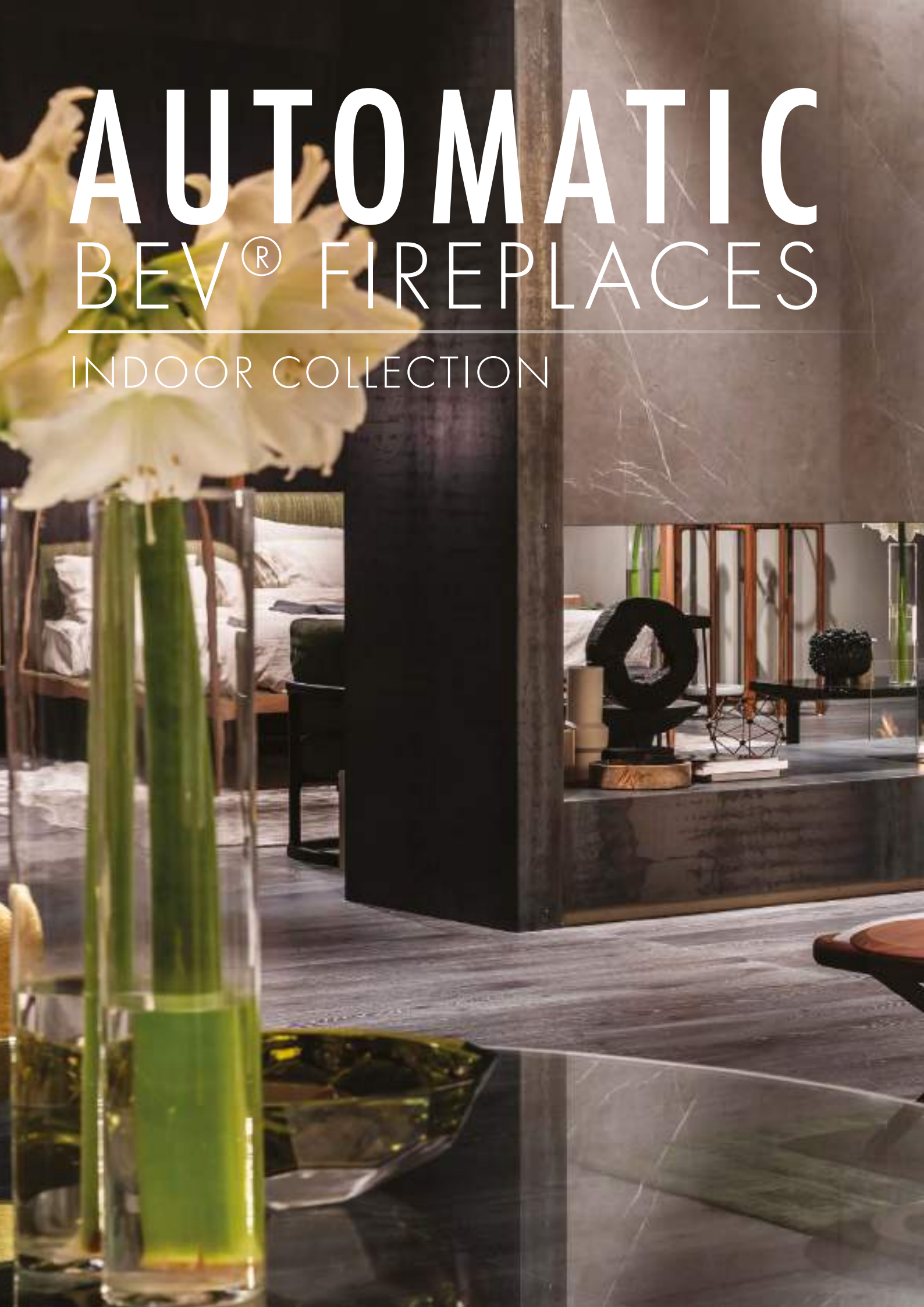
## PROJECT DEPARTMENT

Our Project Department offers free project reviews to ensure safe distances and finishes. As part of your project, we can meet nearly any need and bring almost any idea to life.

# AUTOMATIC BEV<sup>®</sup> FIREPLACES

---

INDOOR COLLECTION







Fire Line Automatic  
BEV® Burner  
Design by Porada

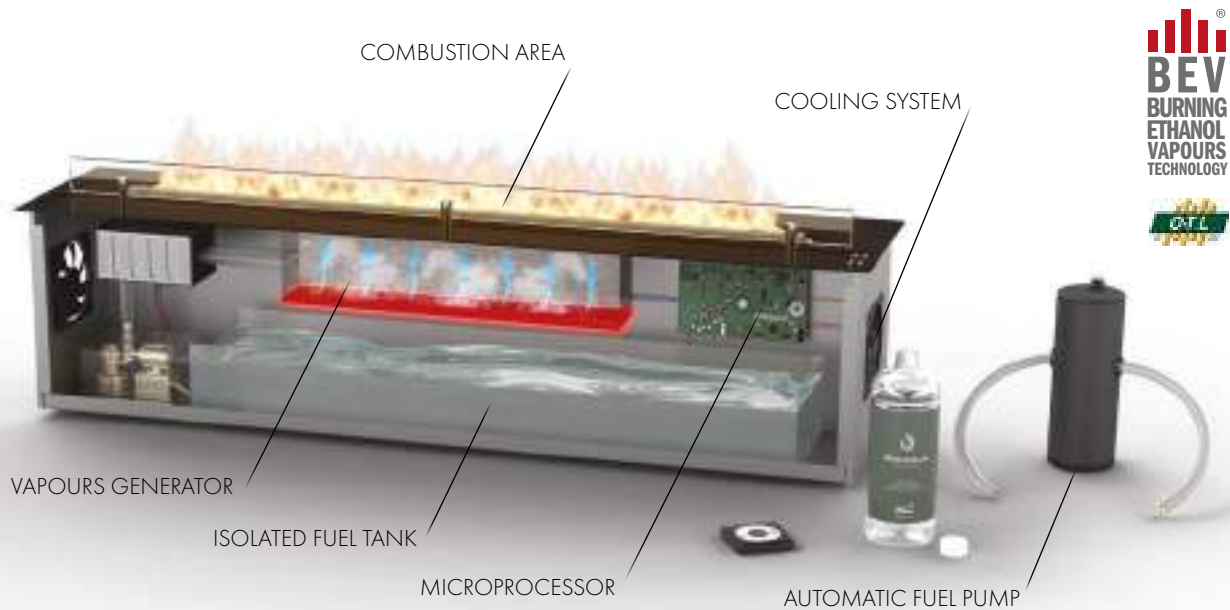


# BEV<sup>®</sup> TECHNOLOGY

## GAME-CHANGING INNOVATION IN FIREPLACE INDUSTRY

The BEV<sup>®</sup> technology is the most advanced technology on the fireplace market and it has revolutionized the industry. It is now possible to have a line of fire in a media wall under TV, in an apartment on a higher floor, arranged as a room divider or even on a yacht. For years now, this innovative solution has been taking projects with real fire to the next level. You can use fireplaces with the BEV<sup>®</sup> technology anywhere you want, without any limitations. It is manufactured according to UL standards and is O-TL certified, meeting the most demanding safety and quality requirements.

## PLANIKA AUTOMATIC FIRE



WITHOUT CHIMNEY



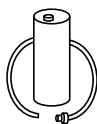
NO SMELL,  
NO SOOT, NO ASH



NO CONTACT BETWEEN  
FUEL AND FIRE



CONTROLLED BY  
MOBILE APP OR A REMOTE




AUTOMATIC REFUELLING



SAFETY SENSORS



REAL FIRE



EASY INSTALLATION

## HOW DOES THE BEV<sup>®</sup> TECHNOLOGY WORK?

The entire burning process is fully automated. The fireplace takes only the required amount of fuel from the tank and the pump transports it to the combustion chamber. The bioethanol is vapourised and distributed along the entire length of the burner where it is then combusted. The fire does not come in any direct contact with the liquid fuel. Thanks to the isolated fuel tank, the cooling fans and the combustion chamber, the temperature of the ethanol fuel is always low and safe.

The microprocessor communicates with many sensors inside the fireplace and controls its entire operation. The fireplace informs you of any actions with a sound signal and a message in the mobile app. The convenient remote control of the fireplace eliminates any risk of human error.

# NET ZERO<sup>®</sup>

## CARBON NEUTRAL SOLUTION FOR PREMIUM DESIGN

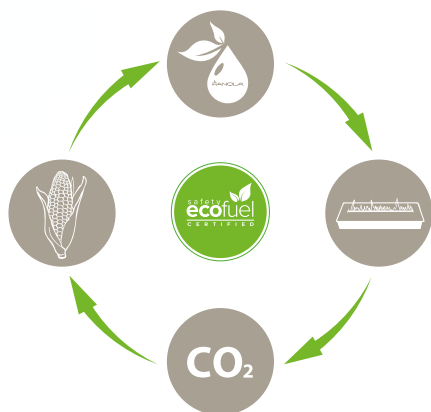
Planika's mission is to create safe fireplaces that leave little to no impact on the environment. Our automatic fireplaces with the BEV<sup>®</sup> technology are fuelled with bioethanol - organic eco-fuel. This allows to use our products where traditional fireplaces are prohibited by the environmental restrictions. Planika has developed the cutting-edge solution - the true CO<sub>2</sub> - neutral fireplaces of the future.

## WHAT IS FANOLA FUEL?



- ✓ 96% ethanol concentration
- ✓ odourless and clean combustion
- ✓ plant-origin distillate
- ✓ particulate-free
- ✓ multi-distilled
- ✓ pharmaceutical quality
- ✓ natural, golden flame

## HOW ARE PLANIKA'S BEV<sup>®</sup> FIREPLACES CO<sub>2</sub> NEUTRAL?



Planika's fireplaces utilize multi-rectified bioethanol which is made from plants, such as wheat, corn or potatoes. The BEV<sup>®</sup> Technology turns liquid fuel into ethanol vapours to provide the safest combustion process and the most natural fire. The clean burning of ethanol vapours emits only a small amount of CO<sub>2</sub> – similar to that exhaled by a human. No ash, soot, or smoke are produced. 100% of the emissions are absorbed by the same plants that are used to produce the biofuel. This way the carbon emission process comes full circle.



## WORK WITH PROFFESIONALS



TECHNICAL TRAININGS



ARCHITECT ZONE WITH  
3D MODELS




PROJECT SUPPORT

# INDOOR ETHANOL FIRES

AUTOMATIC ETHANOL BURNER (Net Zero® fireplace with BEV® Technology)


## FIRE LINE AUTOMATIC 4 (FLA4 BURNER)



### FEATURES

- Automatic refilling system
- Remote control
- Touch control panel
- Wi-Fi and mobile app
- 6 levels of flame
- Safety sensors
- Variant with larger fuel tank (FLA4+)
- Smart Home System compatible
- CO<sub>2</sub> sensor
- Top finish:
  - Black powder coating (standard)
  - Stainless steel (optional)
  - RAL colour (optional)

## FIRE LINE AUTOMATIC 4+ (FLA4+ BURNER)



### OPTIONAL ACCESSORIES





- Glass screens
- Decorative tray with logs or stones
- Smart Home System module
- Adaptive frame with glass screens for Freestanding, Tunnel, Room Divider and Island arrangements



## ARRANGEMENT OPTIONS

Arrangements that require frame with glass screens



	FLA4 / FLA4+						
	590 mm	790 mm	990 mm	1190 mm	1490 mm	1990 mm	2490 mm
	max. 3.1 kW	max. 4.4 kW	max. 7.0 kW	max. 9.4 kW	max. 13.0 kW	max. 18.0 kW	max. 22.5 kW
	3.1 L / 9.6 L	4.3 L / 13.4 L	5.5 L / 17.2 L	6.8 L / 21.0 L	8.6 L / 26.8 L	11.7 L / 36.3 L	14.8 L / 45.9 L
	max. 5.0 h / 16.0 h	max. 8.0 h / 25.0 h	max. 8.0 h / 26.0 h	max. 9.0 h / 30.0 h	max. 9.0 h / 30.0 h	max. 10.0 h / 31.0 h	max. 10.0 h / 31.0 h
	min. 31 m <sup>3</sup>	min. 44 m <sup>3</sup>	min. 70 m <sup>3</sup>	min. 94 m <sup>3</sup>	min. 130 m <sup>3</sup>	min. 180 m <sup>3</sup>	min. 225 m <sup>3</sup>
	19.9 kg / 22.4 kg	24.1 kg / 32.0 kg	27.5 kg / 38.5 kg	33.0 kg / 44.0 kg	39.5 kg / 52.5 kg	49.5 kg / 67.5 kg	58.5 kg / 81.5 kg
	230 V						





Fire Line Automatic  
BEV® Burner



Fire Line Automatic  
BEV® Burner  
Design by Iris



# FIRST OF ITS KIND FIREPLACE ON A YACHT



Fire Line Automatic  
BEV® Burner  
Design by **Mondomarine**  
Serenity yacht





Fire Line Automatic  
BEV® Burner



Fire Line Automatic  
BEV® Burner



# INDOOR ETHANOL FIRES

AUTOMATIC ETHANOL FIREPLACE (Net Zero® fireplace with BEV® Technology)

## FORMA FIREPLACE (with FLA4 / FLA4+ burner)



### FEATURES

- FLA4/FLA4+ technical features
- Zero clearance – installation in combustible materials
- Heat deflector - mount TV above the fireplace
- 7 lengths and 7 arrangement options
- Easy installation
- Higher side glass panels available in Tunnel, Room Divider and Island models

### OPTIONAL ACCESSORIES

- Decorative tray with logs or stones
- Smart Home System module

## ARRANGEMENT OPTIONS



	FORMA FIREPLACE WITH FLA4 / FLA4+ BURNER						
	BURNER 590 mm FIREPLACE 800 mm	BURNER 790 mm FIREPLACE 1000 mm	BURNER 990 mm FIREPLACE 1200 mm	BURNER 1190 mm FIREPLACE 1500 mm	BURNER 1490 mm FIREPLACE 1800 mm	BURNER 1990 mm FIREPLACE 2300 mm	BURNER 2490 mm FIREPLACE 2700 mm
	max. 3.1 kW	max. 4.4 kW	max. 7.0 kW	max. 9.4 kW	max. 13.0 kW	max. 18.0 kW	max. 22.5 kW
	FLA4 3.1 L FLA4+ 9.6 L	FLA4 4.3 L FLA4+ 13.4 L	FLA4 5.5 L FLA4+ 17.2 L	FLA4 6.8 L FLA4+ 21.0 L	FLA4 8.6 L FLA4+ 26.8 L	FLA4 11.7 L FLA4+ 36.3 L	FLA4 14.8 L FLA4+ 45.9 L
	FLA4 max. 5.0 h FLA4+ max. 16.0 h	FLA4 max. 8.0 h FLA4+ max. 25.0 h	FLA4 max. 8.0 h FLA4+ max. 26.0 h	FLA4 max. 9.0 h FLA4+ max. 30.0 h	FLA4 max. 9.0 h FLA4+ max. 30.0 h	FLA4 max. 10.0 h FLA4+ max. 31.0 h	FLA4 max. 10.0 h FLA4+ max. 31.0 h
	min. 31 m <sup>3</sup>	min. 44 m <sup>3</sup>	min. 70 m <sup>3</sup>	min. 94 m <sup>3</sup>	min. 130 m <sup>3</sup>	min. 180 m <sup>3</sup>	min. 225 m <sup>3</sup>
	230 V						



FLA Forma  
BEV® Fireplace

Fire Line Automatic  
Park Hyatt Auckland  
Conran&Partners



Fire Line Automatic  
BEV® Burner  
Design by Azovski + Pahamova





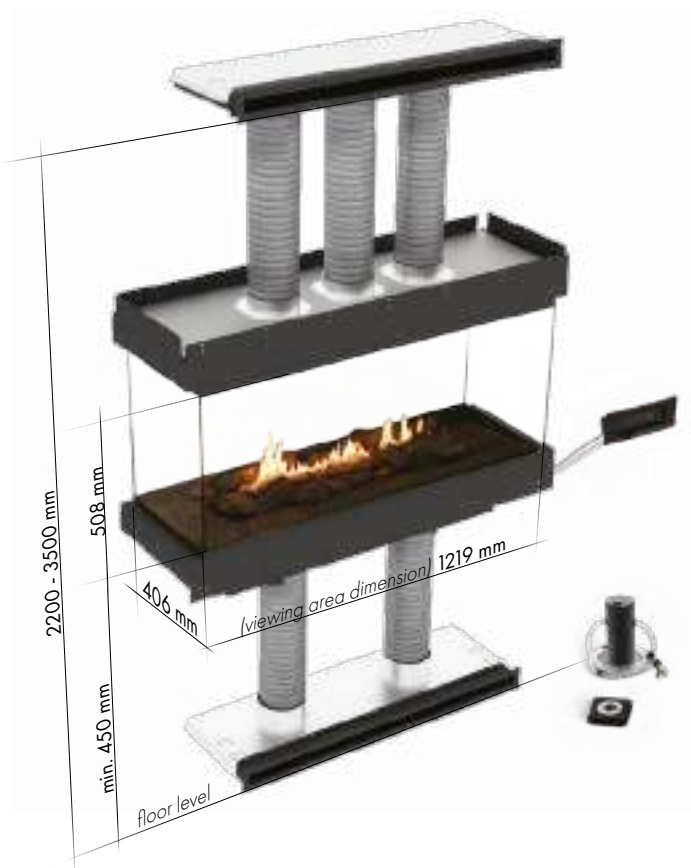


Fire Line Automatic  
BEV® burner

# INDOOR ETHANOL FIRES

AUTOMATIC ETHANOL BURNER (*Net Zero® fireplace with BEV® Technology*)

## PANORAMA FIREPLACE



### FEATURES







- Automatic refilling system
- External control panel
- Remote control
- Wi-Fi and mobile app
- 6 levels of flame
- Safety sensors
- Glass enclosed
- Glass foam granulate included
- Zero clearance
- CO<sub>2</sub> sensor
- Finish: black powder coating
- Smart Home System compatible

### OPTIONAL ACCESSORIES

- Decorative ceramic logs / white stones with glowing fibers
- Smart Home System module

## ARRANGEMENT OPTIONS



	PANORAMA
	BURNER 990 mm
	max. 7.0 kW
	5.5 L
	max. 10.0 h
	min. 70 m <sup>3</sup>
	230 V





# INDOOR ETHANOL FIRES

AUTOMATIC ETHANOL BURNER (*Net Zero® fireplace with BEV® Technology*)

## VITRO FIREPLACE



### FEATURES






- Automatic refilling system
- External control panel
- Remote control
- Wi-Fi and mobile app
- 6 levels of flame
- Safety sensors
- Glass enclosed
- Glass foam granulate included
- Decorative ceramic logs included
- Zero clearance
- CO<sub>2</sub> sensor
- High-view design
- Hot air extraction required
- Finish: black powder coating
- Smart Home System compatible

### OPTIONAL ACCESSORIES

- Smart Home System module

## ARRANGEMENT OPTIONS



	VITRO
	max. 9.5 kW
	10.5 L
	max. 17.0 h
	not applicable
	230 V



# INDOOR ETHANOL FIRES

AUTOMATIC ETHANOL BURNER (*Net Zero® fireplace with BEV® Technology*)

## SONO FIREPLACE



### FEATURES

- Automatic refilling system
- External control panel
- Remote control
- Wi-Fi and mobile app
- 6 levels of flame
- Safety sensors
- Glass enclosed
- Glass foam granulate included
- Decorative ceramic logs included
- Zero clearance
- CO<sub>2</sub> sensor
- High-view design
- Hot air extraction required
- Finish: black powder coating
- Smart Home System compatible

### OPTIONAL ACCESSORIES

- Smart Home System module

## ARRANGEMENT OPTIONS








LEFT CORNER



RIGHT CORNER



THREE-SIDED

	SONO
	max. 9.5 kW
	10.5 L
	max. 17.0 h
	not applicable
	230 V





Sono Left Corner  
BEV® Fireplace



Sono Three Sided  
BEV® Fireplace

# INDOOR ETHANOL FIRES

AUTOMATIC ETHANOL FIREPLACE (*Net Zero® fireplace with BEV® Technology*)

## COMET BURNER



### FEATURES






- Automatic refilling system
- Remote control
- Wi-Fi and mobile app
- 6 levels of flame
- Safety sensors
- CO<sub>2</sub> sensor
- Top finish: black powder coating
- Smart Home System compatible
- Custom Pillar housing

### OPTIONAL ACCESSORIES

- Smart Home System module

## PILLAR (with Comet burner)



COMET BURNER / PILLAR	
	max. 6,6 kW
	8,8 L
	max. 17 h
	min. 66 m <sup>3</sup>
	230 V



Comet  
BEV® Fireplace



Pillar  
BEV® Fireplace



# INDOOR ETHANOL FIRES

AUTOMATIC ETHANOL BURNER (*Net Zero® fireplace with BEV® Technology*)

## ROCK CORE




### FEATURES

- Easy refilling - replaceable canister
- Remote control
- 2 levels of flame
- Safety sensors
- Glass enclosed
- Glass foam granulate included
- CO<sub>2</sub> sensor

### OPTIONAL ACCESSORIES





- Decorative ceramic logs and glowing fibers

### AVAILABLE FINISHING VARIANTS

- 3 finish options with  **DEKTON®** by Cosentino: Kreta/Laurent/Daze
- Rock Stone Core for custom-built housing

## ROCK KRETA / LAURENT / DAZE



ROCK CORE / KRETA / LAURENT / DAZE	
	max. 3.5 kW
	5 L
	max. 33 h
	min. 35 m <sup>3</sup>
	230 V




**Rock Kreta**  
BEV® Fireplace

# INDOOR ETHANOL FIRES

AUTOMATIC ETHANOL BURNER (*Net Zero® fireplace with BEV® Technology*)

## PRIME FIRE 2.0 BURNER



### FEATURES

- Automatic refilling system
- Remote control
- Wi-Fi and mobile app
- 3 levels of flame
- Safety sensors
- Top finish: black powder coating
- Smart Home System compatible
- CO<sub>2</sub> sensor

### OPTIONAL ACCESSORIES








- Glass screens
- Decorative tray with logs or stones
- Adaptive frame with glass screens for Freestanding, Tunnel, Room Divider and Island arrangements
- Smart Home System module



## ARRANGEMENT OPTIONS

*Arrangements that require frame with glass screens*



	PRIME FIRE			
	590 mm	790 mm	990 mm	1190 mm
	590 mm	790 mm	990 mm	1190 mm
	max. 3.1 kW	max. 4.4 kW	max. 7.0 kW	max. 9.4 kW
	3.1 L	4.3 L	5.5 L	6.8 L
	max. 5.0 h	max. 8.0 h	max. 8.0 h	max. 9.0 h
	min. 31 m <sup>3</sup>	min. 44 m <sup>3</sup>	min. 70 m <sup>3</sup>	min. 94 m <sup>3</sup>
	19.9 kg	24.1 kg	27.5 kg	33.0 kg
	230 V			





**Prime Fire**  
BEV® Burner



**Prime Fire**  
BEV® Burner  
House CC- Elegant Lifestyle  
design by: AIO Grafic RO

# INDOOR ETHANOL FIRES

AUTOMATIC ETHANOL FIREPLACE (*Net Zero® fireplace with BEV® Technology*)

## FORMA FIREPLACE (*with Prime Fire 2.0 burner*)



### FEATURES

- Prime Fire 2.0 technical features
- Zero clearance – installation in combustible materials
- Heat deflector - mount TV above the fireplace
- 4 lengths and 7 arrangement options
- Easy installation
- Higher side glass panels available in Tunnel, Room Divider and Island models

### OPTIONAL ACCESSORIES

- Decorative tray with ceramic logs or white stones
- Smart Home System module

## ARRANGEMENT OPTIONS



SINGLE-SIDED



LEFT CORNER



RIGHT CORNER



THREE-SIDED








TUNNEL



ROOM DIVIDER



ISLAND

	FORMA FIREPLACE WITH PRIME FIRE 2.0 BURNER			
	BURNER 590 mm FIREPLACE 800 mm	BURNER 790 mm FIREPLACE 1000 mm	BURNER 990 mm FIREPLACE 1200 mm	BURNER 1190 mm FIREPLACE 1500 mm
	max. 3.1 kW	max. 4.4 kW	max. 7.0 kW	max. 9.4 kW
	3.1 L	4.3 L	5.5 L	<b>PF 6.8 L</b>
	max. 6.0 h	max. 9.0 h	max. 10.0 h	max. 11.0 h
	min. 31 m <sup>3</sup>	min. 44 m <sup>3</sup>	min. 70 m <sup>3</sup>	min. 94 m <sup>3</sup>
	230 V			

# INDOOR ETHANOL FIRES

AUTOMATIC ETHANOL FIREPLACE (*Net Zero® fireplace with BEV® Technology*)

## BASKET FIRE LOGS








### FEATURES

- Automatic refilling system
- Freestanding
- Remote control
- 2 levels of flame
- Safety sensors
- CO<sub>2</sub> sensor
- Finish: black powder coating

### OPTIONAL ACCESSORIES

- Decorative grate

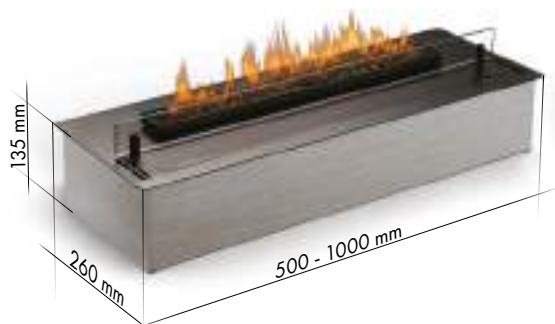
	BASKET FIRE LOGS
	max. 2.8 kW
	1.75 L
	max. 6.5 h
	min. 28 m <sup>3</sup>
	230 V



# INDOOR ETHANOL FIRES

AUTOMATIC ETHANOL BURNER (*Net Zero®* fireplace with BEV® Technology)

## NEO BURNER



### FEATURES

- Automatic refilling system
- Remote control
- 2 levels of flame
- Safety sensors
- CO<sub>2</sub> sensor

### OPTIONAL ACCESSORIES

- Tray with decorative logs and glowing fibers

## NEO FIREPLACE



### FEATURES






- Zero clearance
- Automatic refilling system
- Remote control
- 2 levels of flame
- Safety sensors
- CO<sub>2</sub> sensor

### DETACHABLE SIDE PANELS



### OPTIONAL ACCESSORIES

- Tray with decorative logs and glowing fibers

	NEO BURNER 500 / 750 / 1000	NEO FIREPLACE 500 / 750 / 1000
	3.1 / 4.1 / 5.9 kW	3.1 / 4.1 / 5.9 kW
	1.7 / 2.1 / 2.9 L	1.7 / 2.1 / 2.9 L
	5 / 6 / 4 h	5 / 6 / 4 h
	min. 31 / 41 / 59 m <sup>3</sup>	min. 31 / 41 / 59 m <sup>3</sup>
	230 V	

# INDOOR ETHANOL FIRES

AUTOMATIC ETHANOL BURNER (Net Zero® fireplace with BEV® Technology)

## RETRO (with Neo 500 / 1000 burner)



### FEATURES

- Automatic refilling system
- Remote control
- 2 levels of flame
- Safety sensors
- CO<sub>2</sub> sensor

### OPTIONAL ACCESSORIES






- Tray with decorative logs and glowing fibers

## COTTAGE (with Neo 500 burner)



### FEATURES

- Automatic refilling system
- Remote control
- 2 levels of flame
- Safety sensors
- CO<sub>2</sub> sensor
- Tray with decorative logs and glowing fibers

	RETRO 500 / 1000	COTTAGE
	3.1 / 5.9 kW	3.1 kW
	1.7 / 2.9 L	1.7 L
	5 / 4 h	5 h
	min. 31 / 59 m <sup>3</sup>	min. 31 m <sup>3</sup>
	230 V	

# INDOOR ETHANOL FIRES

AUTOMATIC ETHANOL BURNER (Net Zero® fireplace with BEV® Technology)

## POLARIS



### FEATURES

- Removable fuel tank
- Freestanding
- Remote control
- 2 levels of flame
- Safety sensors
- CO<sub>2</sub> sensor
- Finish: black powder coating

### OPTIONAL ACCESSORIES

- Decorative ceramic logs set with glowing fibers

## SCANDI









### FEATURES

- Removable fuel tank
- Freestanding
- Flue connector (For optional heat extraction)
- Remote control
- 2 levels of flame
- Safety sensors
- CO<sub>2</sub> sensor
- Finish: black powder coating

### OPTIONAL ACCESSORIES

- Decorative ceramic logs set with glowing fibers

	POLARIS	SCANDI
	max. 3.5 kW	max. 4.1 kW
	5.0 L	5.0 L
	max. 33 h	max. 33 h
	min. 35 m <sup>3</sup>	min. 41 m <sup>3</sup>
	36.5 kg	62.0 kg
	230 V	





# WATER VAPOUR & FIREPLACES

---

INDOOR COLLECTION







# ELECTRIC



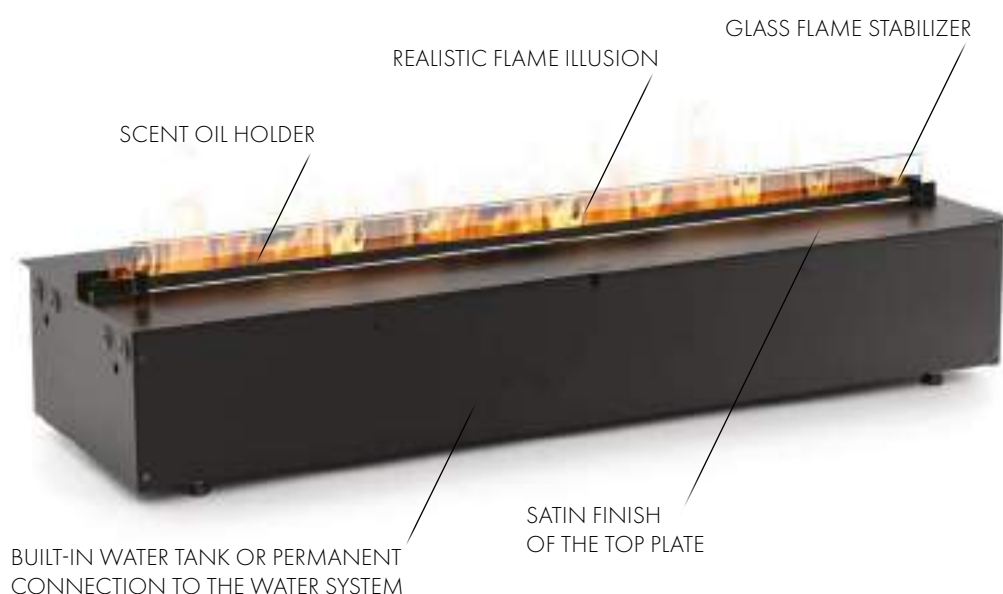
# OPTIMYST® TECHNOLOGY

## DISCOVER WATER VAPOUR TECHNOLOGY FOR FIREPLACES

Optimyst technology is an advanced system that creates a highly realistic flame effect using water vapour. It offers a safe, energy-efficient, and eco-friendly alternative to traditional fireplaces, providing the ambiance of fire without actual combustion.

## HOW DOES IT WORK?

An ultrasonic device produces mist, which is illuminated by the ActiveLED system, simulating real flames. Spectral lenses scatter light allowing for a full spectrum of flame colors and changes in their intensity. Multidimensional steam lighting gives a realistic flame effect, perfectly complementing any interior.



## WHY WATER VAPOUR FIREPLACES?



EASY INSTALLATION  
WITH NO CHIMNEY



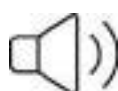
SAFE TOUCH



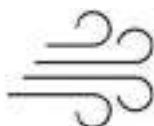
ADJUSTABLE FLAME COLORS  
(RGB PALETTE)




CONTROLLED BY  
MOBILE APP OR A REMOTE



SOUND OF CRACKLING  
WOOD



IMPROVES AIR QUALITY



UP TO 10M  
FLAMELINE



ECO-FRIENDLY



**Cool Flame 1000 Fireplace**  
Water vapour Fireplace

# INDOOR WATER VAPOUR INSERT

Net Zero® fireplaces with Optimyst® Technology

## COOL FLAME INSERT



### FEATURES

- Removable water tank - easy refilling
- Remote control
- Wi-Fi and mobile app
- Realistic sounds of burning wood
- Active LED flame color in full RGB spectrum
- Flame height regulation
- No heating function
- Finish: black powder coating
- Modular connection
- Finish: black powder coating
- Technical glass
- Aromatherapy set

### OPTIONAL ACCESSORIES

- Decorative logs set
- Additional technical glass (for see-through arrangements)
- RAL top plate painting

## COOL FLAME PRO INSERT







### FEATURES

- Permanent water connection - no need for refilling
- Water filter
- Remote control
- Wi-Fi and mobile app
- Realistic sounds of burning wood
- Active LED flame color in full RGB spectrum
- Flame height regulation
- No heating function
- Finish: black powder coating
- Modular connection
- Technical glass
- Aromatherapy set

### OPTIONAL ACCESSORIES

- Decorative logs set
- Additional technical glass (for see-through arrangements)
- RAL top plate painting

	COOL FLAME 500/1000/1500/2000 INSERT	COOL FLAME PRO 500/1000//1500/2000 INSERT
	1.2 L / 2.4 L / 3.6 L / 4.8 L	Permanent water connection
	max. 12 h	limitless
	8 kg / 14.5 kg / 25 kg / 30 kg	9 kg / 15 kg / 25.5 kg / 30.5 kg
	230 V	





**Cool Flame 2000 Insert**  
Water vapour Fireplace



**Cool Flame 1000 Insert**  
Water vapour Fireplace

# INDOOR WATER VAPOUR INSERT

Net Zero® fireplaces with Optimyst® Technology

## COOL FLAME / COOL FLAME PRO FIREPLACE



### FEATURES

- Features of Cool Flame / Cool Flame Pro
- Dedicated casing in 4 installation options:



Single-sided    Left/Right corner    Three-sided

### OPTIONAL ACCESSORIES

- Decorative logs set
- RAL top plate painting

## COOL FLAME / COOL FLAME PRO SEE-THROUGH FIREPLACE



### FEATURES





- Features of Cool Flame / Cool Flame Pro
- Dedicated casing in 3 installation options:



Tunnel    Room divider    Island

### OPTIONAL ACCESSORIES

- Decorative logs set
- RAL top plate painting

	COOL FLAME 500/1000 FIREPLACE	COOL FLAME PRO 500/1000 FIREPLACE
	1.2 L / 2.4 L	Permanent water connection
	max. 12 h	limitless
	25 kg / 37 kg	26 kg / 28 kg
	230 V	

# INDOOR WATER VAPOUR INSERT

Net Zero® fireplaces with Optimyst® Technology

AI (with Cool Flame insert)






## FEATURES

- Features of Cool Flame
- Dedicated casing

## OPTIONAL ACCESSORIES

- Decorative logs set

	AI 500/1000
	1.2 l / 2.4 l
	max. 12 h
	230 V



# INDOOR ELECTRIC FIRES

## ASTRO FIREPLACE



### FEATURES

- Remote control
- Wall switch panel
- LED colour adjustment
- Multizone LED
- 2 level heating
- 2 Side Panels included
- Resin Logs and Vivid Crystals
- Thermostat
- Auto-off timer

### OPTIONAL ACCESSORIES



### DETACHABLE SIDE PANELS (INCLUDED IN SET)



### INSTALLATION OPTIONS



	ASTRO			
	850 mm	1200 mm	1500 mm	1800 mm
	42.0 kg	59.0 kg	72.5 kg	85.0 kg
	Two-stage heating power: 1500 W & 3000 W			
	230 V			





# AUTOMATIC BEV<sup>®</sup> FIREPLACES

---

OUTDOOR COLLECTION








**Cabo Table Kreta**  
BEV® Outdoor Fireplace

# OUTDOOR / INDOOR ETHANOL FIRES

AUTOMATIC ETHANOL FIREPLACES (*Net Zero® fireplace with BEV® Technology*)



## CABO BURNER



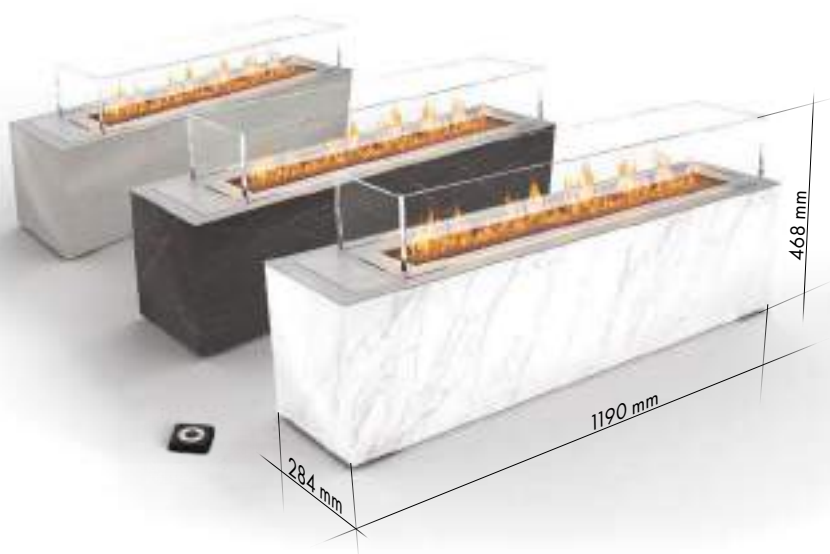
### FEATURES

- Automatic refilling system
- Remote control
- Wi-Fi
- 6 levels of flame
- Safety sensors
- Weather resistant

### OPTIONAL ACCESSORIES

- Protective fabric cover

## CABO KRETA / LAURENT / DAZE








### FEATURES

- Cabo burner technical features
- 3 finish options with  **DEKTON®** by Cosentino: Daze/Laurent/Kreta

### OPTIONAL ACCESSORIES

- Protective fabric cover

CABO BURNER / KRETA / LAURENT / DAZE	
	max. 9.4 kW
	5 L
	max. 8 h
	min. 94 m³ (if used indoors)
	230 V



**Cabo Laurent**  
BEV® Outdoor Fireplace



# OUTDOOR / INDOOR ETHANOL FIRES

FIREPLACES IN TABLE (*Net Zero®* fireplace with BEV® Technology)

CABO TABLE LAURENT / KRETA / DAZE



## FEATURES






- Automatic refilling system
- Remote control
- Wi-Fi and mobile app
- 6 levels of flame
- Safety sensors
- Weather resistant

## OPTIONAL ACCESSORIES

- Protective fabric cover

## AVAILABLE FINISHING VARIANTS

- 3 finish options with  **DEKTON®** by Cosentino:  
Laurent/Daze/Kreta

CABO TABLE LAURENT / KRETA / DAZE	
	max. 9.4 kW
	10.5 L
	max. 15 h
	min. 94 m³
	230 V



Cabo Table Daze  
BEV® Outdoor Fireplace

# OUTDOOR / INDOOR ETHANOL FIRES

AUTOMATIC ETHANOL FIREPLACES (Net Zero® fireplace with BEV® Technology)

## PORTO CORE



### FEATURES

- Automatic refilling system
- Remote control
- Wi-Fi and mobile app
- 6 levels of flame
- Safety sensors
- Weather resistant
- Portable - includes wheels

### OPTIONAL ACCESSORIES

- Protective fabric cover

## PORTO KRETA / LAURENT / DAZE








### FEATURES

- Porto core technical features
- 3 finish options with **DEKTON®** by Cosentino: Daze/Laurent/Kreta

### OPTIONAL ACCESSORIES

- Protective fabric cover

PORTO CORE / KRETA / LAURENT / DAZE	
	max. 3.7 kW
	5 L
	max. 14 h
	min. 37 m³ (if used indoors)
	230 V





Porto Daze  
BEV® Fireplace



Porto Laurent  
BEV® Outdoor Fireplace



# GAS

# FIREPLACES

---

## OUTDOOR COLLECTION








**Galio Star Black**  
Gas outdoor fires



# OUTDOOR GAS FIRES

GAS FIREPLACES *(With automatic control system)*

## GALAXY 1150 / 2000 BURNER



### FEATURES

- Automatic control system
- Remote control
- Wall switch panel
- Smart home compatible
- Fuel variants to choose before purchase:  
Gas Cylinder (propane or propane-butane) or Natural Gas
- Thermocouple
- Smooth flame height regulation
- Easy to install


## GALAXY DAZE / LAURENT / KRETA



### FEATURES

- Galaxy burner technical features
- 3 finish options with **DEKTON®** by Cosentino: Daze/Laurent/Kreta

## OPTIONAL ACCESSORIES



	GALAXY 1150 BURNER / DAZE / LAURENT / KRETA	GALAXY 2000 BURNER
	(NG) max. 10.1kW (LPG) max. 13.4kW	(NG) max. 18.6 kW (LPG) max. 22 kW
	(NG) max. 0.96 m³/h (LPG) max. 0.95 kg/h	(NG) max. 1.77 m³/h (LPG) max. 1.56 kg/h
	(NG) 20 mbar (LPG) 37 mbar	(NG) 20 mbar (LPG) 37 mbar



**Galaxy Laurent**  
Outdoor Gas Fireplace




**Galaxy Daze**  
Outdoor Gas Fireplace

# OUTDOOR GAS FIRES

GAS FIREPLACES *(With automatic control system)*

## GALAXY TABLE LAURENT / KRETA / DAZE



### FEATURES




- Automatic control system
- Remote control
- Smart home compatible
- Fuel variants to choose before purchase:  
Gas Cylinder (propane or propane-butane) or  
Natural Gas
- Thermocouple
- Smooth flame height regulation
- Easy to install

### AVAILABLE VARIANTS

- 3 finish options with **DEKTON®**  
by Cosentino: Laurent/Kreta/Daze

### OPTIONAL ACCESSORIES



GALAXY TABLE LAURENT / KRETA / DAZE	
	(NG) max. 10.1kW (LPG) max. 13.4kW
	(NG) max. 0.96 m³/h (LPG) max. 0.95 kg/h
	(NG) 20 mbar (LPG) 37 mbar





**Galaxy Table Laurent**  
Outdoor Gas Fireplace

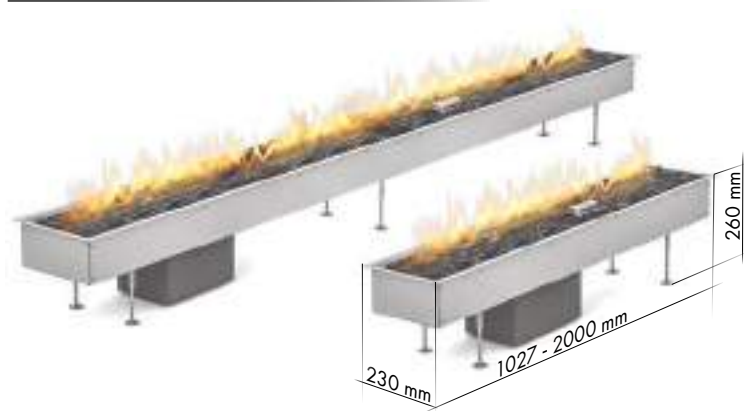


**Galaxy Table Kreta**  
Outdoor Gas Fireplace

# OUTDOOR GAS FIRES

GAS FIREPLACES *(With manual control system)*


## GALIO INSERT AUTOMATIC



### FEATURES

- Fuel variants to choose before purchase:  
Gas Cylinder (propane or propane-butane) or Natural Gas
- Automatic control:
  - remote control included
  - wall switch panel
  - SHS compatible
- Thermocouple
- Smooth flame height regulation

## GALIO BLACK / CORTEN AUTOMATIC



### FEATURES

- Galio insert automatic technical features
- 2 finishing options: corten or black steel

## OPTIONAL ACCESSORIES



	GALIO INSERT AUTOMATIC		GALIO BLACK / CORTEN AUTOMATIC
	1000 mm	2000 mm	1140 mm
	(NG) max. 9.4 kW (LPG) max. 11.8 kW	(NG) max. 16.5 kW (LPG) max. 16.5 kW	(NG) max. 9.4 kW (LPG) max. 11.8 kW
	(NG) max. 1.0 m³/h (LPG) max. 0.93 kg/h	(NG) max. 1.75 m³/h (LPG) max. 1.30 kg/h	(NG) max. 1.0 m³/h (LPG) max. 0.93 kg/h
	(NG) 20 mbar (LPG) 37 mbar	(NG) 20 mbar (LPG) 37 mbar	(NG) 20 mbar (LPG) 37 mbar
	21.0 kg	33.0 kg	31.0 kg





**Galio Insert**  
Outdoor Gas Fireplace



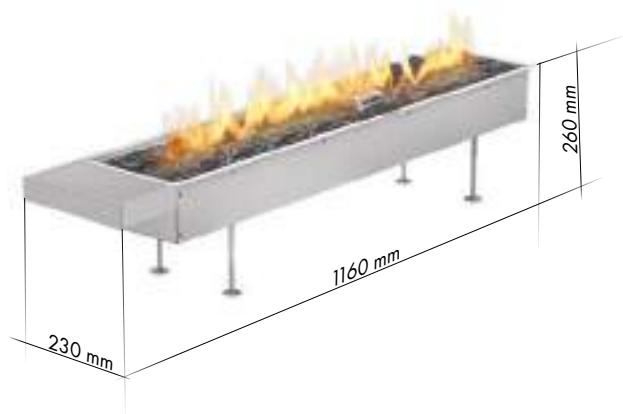
**Galio Insert**  
Outdoor Gas Fireplace



# OUTDOOR GAS FIRES

GAS FIREPLACES *(With manual control system)*


## GALIO INSERT MANUAL



### FEATURES

- Fuel variants to choose before purchase: Gas Cylinder (propane or propane-butane) or Natural Gas
- Manual control
- Thermocouple
- Smooth flame height regulation

## GALIO BLACK / CORTEN MANUAL



### FEATURES

- Galio insert manual technical features
- 2 finishing options: corten or black steel

## OPTIONAL ACCESSORIES



GAS CYLINDER CASE



HOSE PROTECTOR



COVER FOR GALIO BLACK/CORTEN



DECORATIVE LOGS SET

### GALIO INSERT MANUAL / GALIO BLACK MANUAL / GALIO CORTEN MANUAL

	(NG) max. 13.6 kW (LPG) max. 11.8 kW
	(NG) max. 1.22 m³/h (LPG) max. 0.93 kg/h
	(NG) 20 mbar (LPG) 37 mbar
	13.0 kg / 31.0 kg



**Galio Corten**  
Outdoor Gas Fireplace



**Galio Black**  
Outdoor Gas Fireplace

# OUTDOOR GAS FIRES

GAS FIREPLACES *(With automatic control system)*

## GALIO STAR INSERT AUTOMATIC



### FEATURES

- Automatic control system
- Fuel variants to choose before purchase: Gas Cylinder (propane or propane-butane) or Natural Gas
- Remote control
- Wall switch panel
- SHS compatible
- Thermocouple
- Smooth flame height regulation
- Decorated with black diamond stones
- For custom-built housing
- Easy to install

## GALIO STAR CORTEN/BLACK AUTOMATIC



### FEATURES

- Galio star insert automatic technical features
- 2 finishing options: Corten or black steel

## OPTIONAL ACCESSORIES




	GALIO STAR INSERT AUTOMATIC	GALIO STAR CORTEN AUTOMATIC GALIO STAR BLACK AUTOMATIC
	(NG) max. 16.4 kW (LPG) max. 17.3 kW	
	(NG) max. 1.5 m³/h (LPG) max. 1.4 kg/h	
	(NG) 20 mbar (LPG) 37 mbar	
	17.0 kg	37.0 kg





**Galio Star Black Automatic**  
Outdoor Gas Fireplace



**Galio Star Black Automatic**  
Outdoor Gas Fireplace

# OUTDOOR GAS FIRES

GAS FIREPLACES *(With automatic control system)*

## STELLA INSERT AUTOMATIC



### FEATURES

- Fuel variants to choose before purchase:  
Gas Cylinder (propane or propane-butane)  
or Natural Gas
- Automatic control:
  - remote control included
  - wall switch panel
  - SHS compatible
- Thermocouple
- Smooth flame height regulation
- Decorative stones
- For custom-built housing

## STELLA TABLE DAZE/LAURENT/KRETA AUTOMATIC

### FEATURES

- Stella insert automatic technical features
- 3 finish options with **DEKTON**® by Cosentino: Daze/Laurent/Kreta



## OPTIONAL ACCESSORIES



	STELLA INSERT AUTOMATIC			STELLA TABLE AUTOMATIC
	500 mm	600 mm	800 mm	954 mm
	(NG) max. 4.7 kW (LPG) max. 5.1 kW	(NG) max. 9.5 kW (LPG) max. 10.0 kW	(NG) max. 16.4 kW (LPG) max. 17.3 kW	(NG) max. 16.4 kW (LPG) max. 17.3 kW
	(NG) max. 0.5 m³/h (LPG) max. 0.4 kg/h	(NG) max. 0.85 m³/h (LPG) max. 0.78 kg/h	(NG) max. 1.47 m³/h (LPG) max. 1.35 kg/h	(NG) max. 1.47 m³/h (LPG) max. 1.35 kg/h
	(NG) 20 mbar (LPG) 37 mbar			





**Stella Insert**  
Outdoor Gas Fireplace



**Stella Table Daze**  
Outdoor Gas Fireplace



# OUTDOOR GAS FIRES

GAS FIREPLACES (With automatic control system)

## OIA LAURENT / KRETA / DAZE



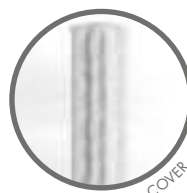
### FEATURES

- Fueled with propane or propane-butane
- Thermocouple
- Tempered glass
- Anti-tilt valve
- Decorated with black diamond stones
- Freestanding

### AVAILABLE VARIANTS

- 3 finish options with **DEKTON®** by Cosentino: Daze/Laurent/Kreta

### OPTIONAL ACCESSORIES



## ZOIA LAURENT / KRETA / DAZE



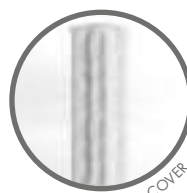
### FEATURES




- Fueled with propane or propane-butane
- Thermocouple
- Tempered glass
- Anti-tilt valve
- Decorated with black diamond stones
- Freestanding

### AVAILABLE VARIANTS

- 3 finish options with **DEKTON®** by Cosentino: Daze/Laurent/Kreta

### OPTIONAL ACCESSORIES



	OIA DAZE /LAURENT / KRETA	ZOIA DAZE /LAURENT / KRETA
	(LPG) max. 7.0 - 10.0 kW	
	(LPG) max. 0.4 - 0.5 kg/h	
	(LPG) 37 mbar	



OIA Kreta  
Outdoor Gas Fireplace



ZOIA Laurent  
Outdoor Gas Fireplace

# OUTDOOR GAS FIRES

GAS FIREPLACES *(With automatic control system)*

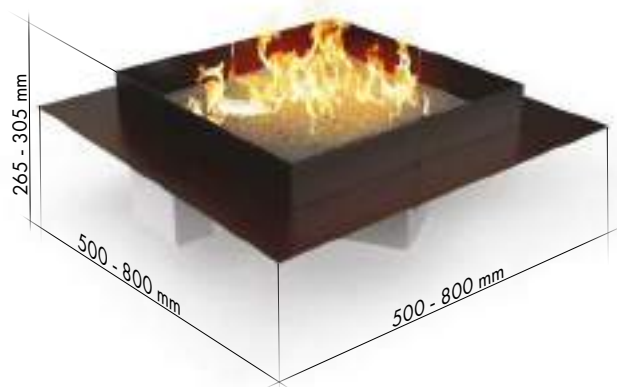
## GALIO H INSERT AUTOMATIC



### FEATURES

- Automatic control system
- Fuel variants to choose before purchase:  
Gas Cylinder (propane or propane-butane) or Natural Gas
- Remote control
- Wall switch panel
- SHS compatible
- Thermocouple
- Smooth flame height regulation
- Decorated with black diamond stones
- Easy to install
- For custom-built housing

## MICO AUTOMATIC



### FEATURES

- Fuel variants to choose before purchase:  
Gas Cylinder (propane or propane-butane) or Natural Gas
- Automatic control:
  - remote control included
  - wall switch panel
  - SHS compatible
- Thermocouple
- Smooth flame height regulation
- Decorative stones
- For custom-built housing

## OPTIONAL ACCESSORIES



	GALIO H INSERT AUTOMATIC	MICO AUTOMATIC		
	600 mm	500 mm	600 mm	800 mm
	(NG) max. 9.4 kW (LPG) max. 11.8 kW	(NG) max. 4.7 kW (LPG) max. 5.1 kW	(NG) max. 9.5 kW (LPG) max. 10.0 kW	(NG) max. 16.4 kW (LPG) max. 17.3 kW
	(NG) max. 1.0 m <sup>3</sup> /h (LPG) max. 0.9 kg/h	(NG) max. 0.5 m <sup>3</sup> /h (LPG) max. 0.4 kg/h	(NG) max. 0.85 m <sup>3</sup> /h (LPG) max. 0.78 kg/h	(NG) max. 1.47 m <sup>3</sup> /h (LPG) max. 1.35 kg/h
	(NG) 20 mbar (LPG) 37 mbar	(NG) 20 mbar (LPG) 37 mbar		





**Galio H Insert Automatic**  
Outdoor Gas Burner



**Mico Insert**  
Outdoor Gas Fireplace

# OUTDOOR GAS FIRES

GAS FIREPLACES *(With automatic and manual control system)*

## LIGHTHOUSE







### FEATURES

- Fueled with propane or propane-butane
- Thermocouple
- Tempered glass
- Anti-tilt valve
- Decorated with black diamond stones
- Freestanding

### OPTIONAL ACCESSORIES



	LIGHTHOUSE
	(LPG) max. 7.0 - 10.0 kW
	(LPG) max. 0.50 - 0.65 kg/h
	(LPG) 37 mbar
	27.5 kg



Lighthouse  
Gas Patio Heater



# COMMERCE

## FIREPLACES

---

### OUTDOOR COLLECTION

Totem/Simple Commerce  
The Address Downtown

# OUTDOOR / INDOOR ETHANOL FIRES

COMMERCE TECHNOLOGY™ (Absorbent Ceramic Fibers)



TOTEM



JAR



RONDO









SIMPLE

## FEATURES

- Easy refilling system
- Safe burning technology
- No electricity required

## OPTIONAL ACCESSORIES



	TOTEM	JAR	RONDO	SIMPLE
	[ØxH] 395 x 1070 mm	[ØxH] 410 x 795 mm	[ØxH] 412 x 412 mm	[ØxH] 308 x 418 mm
	24.5 kg	41.5 kg	7.0kg	6.5 kg
	max. 2.5 kW	max. 2.5 kW	max. 2.5 kW	max. 2.5 kW
	3.0 L	3.0 L	3.0 L	1.5 L
	max. 7 h	max. 7 h	max. 7 h	max. 3.5 h
	min. 25 m³	min. 25 m³	min. 25 m³	min. 25 m³

All product specifications and data are subject to change without notice and are believed to be accurate as of the date hereof. Planika Sp. z o.o., its affiliates, agents, and employees, and all persons acting on its or their behalf (collectively, "Planika Sp. z o.o."), disclaim any and all liability for any errors, inaccuracies or incompleteness contained in any document or in any other disclosure relating to any product. To the maximum extent permitted by applicable law, Planika Sp. z o.o. disclaims any and all liability arising out of the application or use of any product. This document does not expand or otherwise modify Planika Sp. z o.o.'s terms and conditions of purchase, including but not limited to the warranty expressed therein. No license, express or implied, by estoppel or otherwise, to any intellectual property rights is granted by this document or by any conduct of Planika Sp. z o.o.. Customers using or selling Planika Sp. z o.o.'s products not expressly indicated for use in such applications do so entirely at their own risk and agree to fully indemnify Planika Sp. z o.o. for any damages arising or resulting from such use or sale. The images are indicative only.